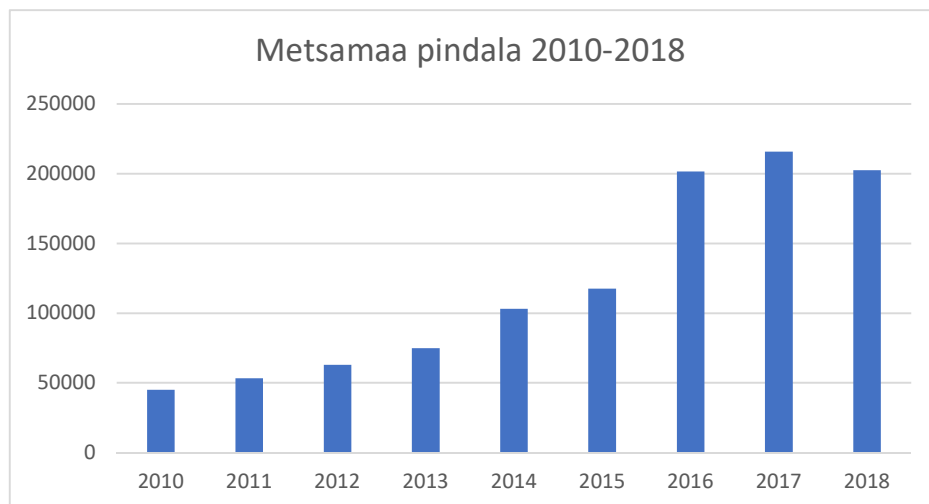
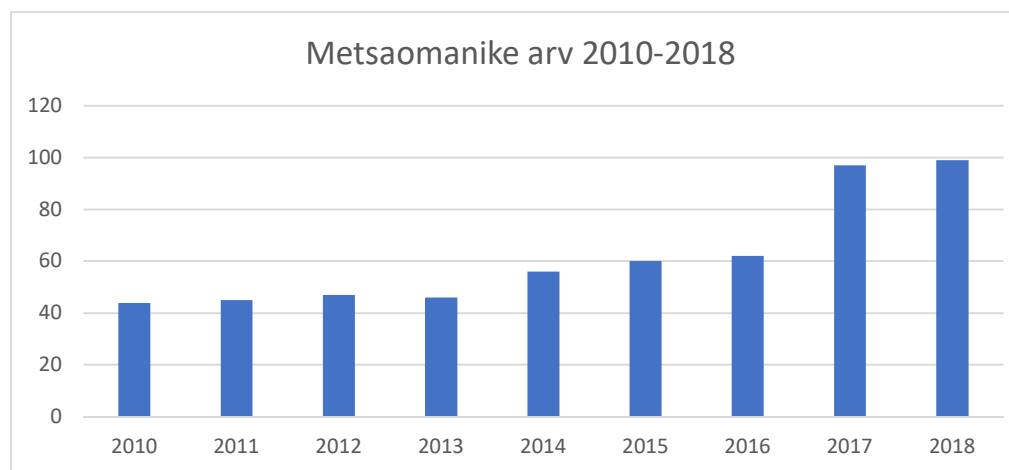


EEML PEFC rühmasertifikaadi liikmete arv 2010-2018

| aasta | Liikmete arv | ha |
|-------|--------------|-------------|
| 2010 | 44 | 45000 |
| 2011 | 45 | 53291.62 |
| 2012 | 47 | 62825.59136 |
| 2013 | 46 | 74914.535 |
| 2014 | 56 | 103185.4502 |
| 2015 | 60 | 117639.6776 |
| 2016 | 62 | 201552.249 |
| 2017 | 97 | 215813.9305 |
| 2018 | 99 | 202482.461 |



2018 rühma liikmete metsamaa jaotused

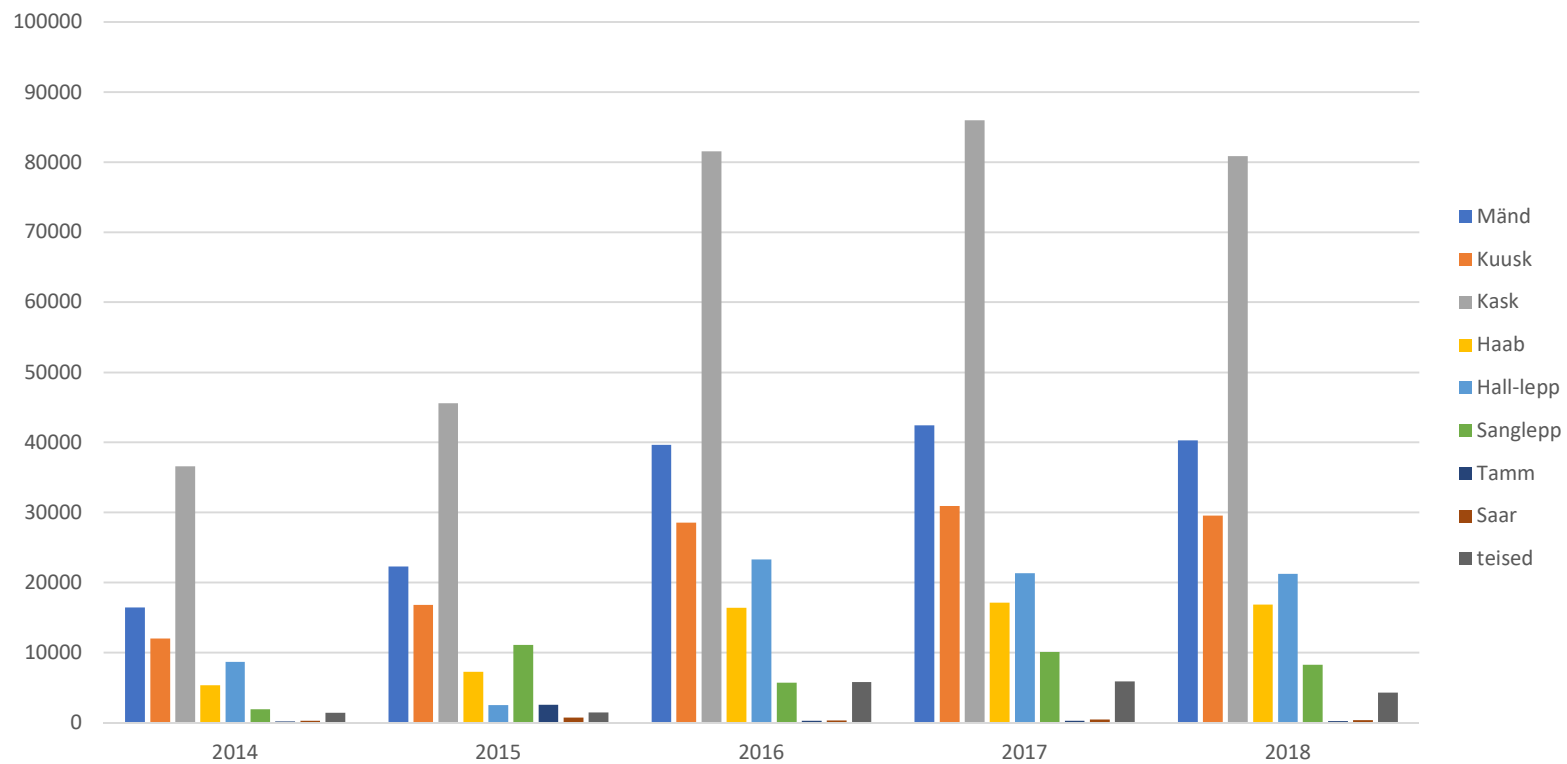
metsamaa jaotus tagavara löikes puuliikide kaupa (tm)

| | Mänd | Kuusk | Kask | Haab | Hall-lepp | Sanglepp | Tamm | Saar | teised | kokku (tm) |
|------|-------------|--------------|-------------|-------------|------------------|-----------------|-------------|-------------|---------------|-------------------|
| 2014 | 2651402.9 | 1837858.5 | 3806437.1 | 597031.5 | 1075419.4 | 314351.4 | 21651 | 40301 | 40521.0 | 10391561.6 |
| 2015 | 3165527.5 | 2276875.3 | 4564980.4 | 794656.8 | 1391465.1 | 394704.6 | 174940.8 | 65560.4 | 50545.8 | 12879256.7 |
| 2016 | 5386576.5 | 3278060.3 | 7355132.7 | 1537757.6 | 2032936.4 | 641917.3 | 38238.1 | 632450.5 | 214760.7 | 21117829.9 |
| 2017 | 5707078.1 | 4116630.8 | 8016453.7 | 1894141.7 | 2127626.6 | 1024504.7 | 102750.9 | 83790.2 | 256855.0 | 23329831.8 |
| 2018 | 5242168.8 | 3128951.2 | 7400148.3 | 1645351.9 | 2060306.1 | 600214.6 | 29960.9 | 46063.2 | 213687.1 | 20366852.2 |

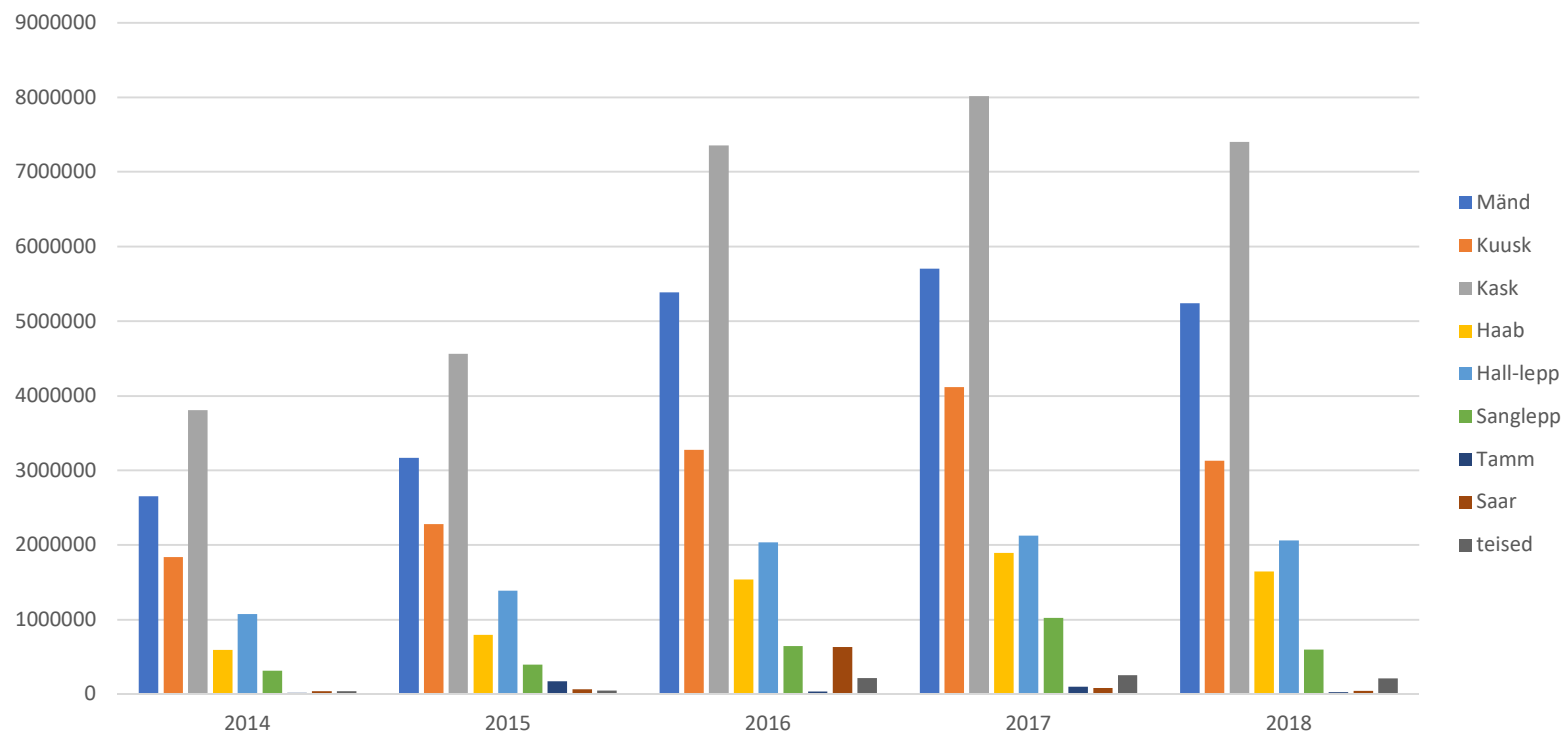
metsamaa jaotus puuliikide löikes (ha)

| | Mänd | Kuusk | Kask | Haab | Hall-lepp | Sanglepp | Tamm | Saar | teised | kokku (ha) |
|------|-------------|--------------|-------------|-------------|------------------|-----------------|-------------|-------------|---------------|-------------------|
| 2014 | 16433.0 | 12013.5 | 36570.2 | 5299.6 | 8679.45 | 1878.99 | 144.7 | 239.9 | 1405.3 | 82828.2 |
| 2015 | 22304.8 | 16844.5 | 45591.9 | 7291.2 | 2509.1 | 11076.4 | 2546.8 | 712.5 | 1456.3 | 110333.4 |
| 2016 | 39655.8 | 28532.7 | 81561.2 | 16394.0 | 23298.8 | 5712.2 | 239.9 | 329.2 | 5813.9 | 201537.7 |
| 2017 | 42436.5 | 30929.1 | 85976.7 | 17143.0 | 21328.9 | 10101.2 | 251.7 | 475.5 | 5865.9 | 214508.4 |
| 2018 | 40285.4 | 29531.1 | 80847.6 | 16877.1 | 21255.5 | 8278.3 | 194.2 | 366.9 | 4257.8 | 201893.9 |

Metsamaa jaotus puuliikide lõikes (ha) 2014-2018



Metsamaa jaotus tagavara lõikes puuliikide kaupa (tm) 2014-2018



Rühma liikmete raiete andmed

| | Uuendusraied | | | | Hooldusraied | | | | | |
|-------------|--------------|---------|-----------|-------|--------------|-------|-----------|--------|---------|-------|
| | Lageraie | | Turberaie | | Valgustus | | Harvendus | | Sanitar | |
| | ha | tm | ha | tm | ha | tm | ha | tm | ha | tm |
| 2016 | 4264 | 866733 | 312 | 19973 | 4478 | 11040 | 3424 | 139489 | 1265 | 23455 |
| 2017 | 5096 | 805691 | 262 | 18186 | 1974 | 3511 | 14839 | 101541 | 1034 | 20052 |
| 2018 | 5211 | 1046175 | 412 | 38397 | 3452 | 3279 | 2659 | 118134 | 444 | 12339 |

2018 rühma liikmete arenguklasside andmed

Arenguklassid

| Arenguklass | Puuliikide tagavara (tm) | | | | | | | |
|------------------------|--------------------------|-----------|-----------|---------|---------|---------|---------|-----------|
| | KS | MA | KU | LV | LM | HB | Muu | Kokku |
| Lage ala | 23,876 | 19,007 | 8,790 | 2,247 | 1,520 | 8,895 | 3,325 | 67,659 |
| Selgusetala ala | 12,119 | 6,881 | 8,071 | 6,909 | 656 | 5,544 | 1,305 | 41,487 |
| Noorendik | 264,205 | 46,740 | 69,239 | 206,913 | 20,189 | 140,475 | 13,421 | 761,182 |
| Latimets | 809,571 | 77,280 | 149,515 | 59,067 | 38,143 | 192,342 | 19,921 | 1,345,838 |
| Keskealine mets | 2,068,412 | 2,813,954 | 1,251,045 | 429,716 | 96,729 | 165,866 | 124,968 | 6,950,700 |
| Valmiv mets | 1,358,231 | 806,983 | 494,011 | 256,269 | 97,061 | 92,237 | 48,849 | 3,153,644 |
| Küps mets | 2,252,344 | 1,023,513 | 1,009,154 | 991,282 | 319,799 | 886,010 | 105,839 | 6,587,949 |